


KOA MAXI S/EW



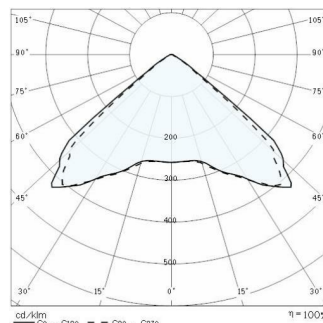
Part number	06113594
Lampholder:	LED
Light Source:	LED
Wattage:	210 W
Finish:	GR-94 / Metallic grey / Textured
Insulation class:	I
Degree of protection:	IP66
IK-J-xxIP:	IK10 24J xx9
CRI:	70
Kelvin:	4000
Power factor:	COSφ ≥ 0,9
Optic:	SYMMETRIC EXTRA WIDE REFLECTOR
Lightsource lumen output:	25920 lm
Luminaire lumen output:	21967 lm
L:	L80
B:	B10
Lifetime:	60000 h
Ta MIN luminaire:	-40°
Ta MAX luminaire:	40°



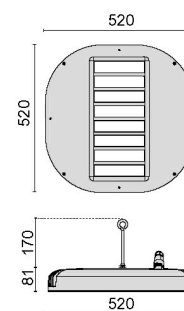
Description

- Indoor and outdoor luminaire, comprising:
- Die-cast aluminium housing chemically pre-treated and painted with polyester powder coating
 - Diffuser with integrated louvre in UV, heat stabilised, transparent technopolymer
 - High-transparency polycarbonate lenses for best light transmission
 - Anti-aging silicone gasket with high resiliency
 - Electrical connection with outdoor rated plug & socket quick connector (IP66) that allows connection to mains without opening the luminaire. Made in PA66 with silver-plated brass contacts, for cables Ø 9 - Ø 12 mm
 - Light beam obtained by the combination of multiple LED modules
 - Galvanised steel M8 suspension hook
 - Stainless steel external screws
 - Complete with metal safety cable that guarantees suspension of the fixture in case of breakage of the main suspension system
 - When using the product within environments where mineral or natural oils are present or in atmospheres that are not compatible with polycarbonate, the protective glass available as accessory shall be used
 - On request, versions with DALI dimming
 - The dual-hook accessory prevents unexpected and unwanted rotations of the fixture. It's especially recommended for elliptical-beam versions

Photometric data



Technical drawings




OPTIONAL ACCESSORIES

KOA



14461220
Shaped hook KOA



14174920
Double hook KOA MINI / MAXI

KOA MAXI



14175020
Bell diffuser KOA MAXI



14175120
Protective glass MAXI